



beechwood
gardens

SPECIALTY GARDEN CENTER






Berg Yew*

Taxus x media 'Berg'

Height: 5 feet

Spread: 8 feet

Sunlight:   

Hardiness Zone: 4a

Description:

A dense and slow-growing yew that forms a large mound, bright green new growth appears over dark green needles; takes pruning exceptionally well, loves shade; a fine evergreen for general garden use

Ornamental Features

Berg Yew is a dwarf conifer which is primarily valued in the landscape or garden for its ornamental globe-shaped form. It has dark green evergreen foliage which emerges light green in spring. The ferny sprays of foliage remain dark green throughout the winter. The fruits are showy red drupes displayed from early to late fall.

Landscape Attributes

Berg Yew is a dense multi-stemmed evergreen shrub with a more or less rounded form. Its relatively fine texture sets it apart from other landscape plants with less refined foliage.

This is a relatively low maintenance shrub, and can be pruned at anytime. It has no significant negative characteristics.

Berg Yew is recommended for the following landscape applications;

- Mass Planting
- Hedges/Screening
- General Garden Use
- Topiary

Planting & Growing

Berg Yew will grow to be about 5 feet tall at maturity, with a spread of 8 feet. It tends to fill out right to the ground and therefore doesn't necessarily require facer plants in front, and is suitable for planting under power lines. It grows at a slow rate, and under ideal conditions can be expected to live for 50 years or more.



Berg Yew

Photo courtesy of NetPS Plant Finder



This shrub performs well in both full sun and full shade. However, you may want to keep it away from hot, dry locations that receive direct afternoon sun or which get reflected sunlight, such as against the south side of a white wall. It does best in average to evenly moist conditions, but will not tolerate standing water. It is not particular as to soil type or pH. It is highly tolerant of urban pollution and will even thrive in inner city environments, and will benefit from being planted in a relatively sheltered location. Consider applying a thick mulch around the root zone in winter to protect it in exposed locations or colder microclimates. This particular variety is an interspecific hybrid, and parts of it are known to be toxic to humans and animals, so care should be exercised in planting it around children and pets.

** This is a 'special order' plant - contact store for details*